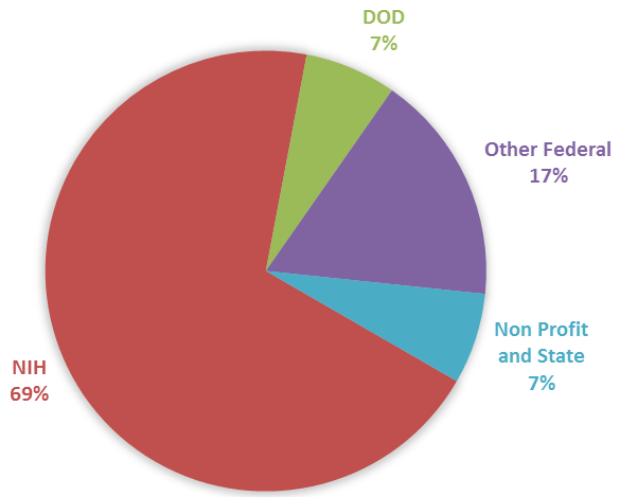


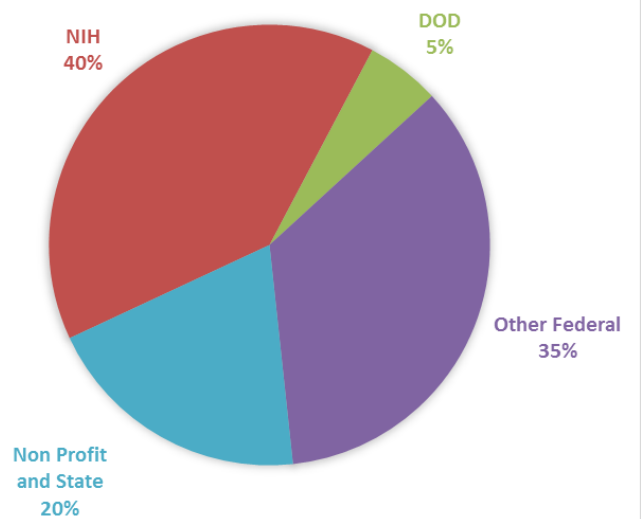
Proposals Reviewed		
Month	Count	\$ volume
Jul-17	74	\$54,353,512
Aug-17	74	\$40,742,864
Sep-17	100	\$44,696,455
Oct-17	145	\$168,658,807
Nov-17	64	\$38,126,860
Dec-17	88	\$45,978,763
Jan-18	77	\$57,870,077
Feb-18	125	\$131,513,850
Mar-18	113	\$140,339,870
Apr-18	108	\$57,401,555
May-18	93	\$193,285,268
Jun-18	169	\$169,534,294
<b>Total</b>	<b>1,230</b>	<b>\$1,142,502,175</b>

Proposals Reviewed measures the proposals reviewed by the Pre Award team in each month. The dollar amounts reflect the requested amount for the entire term of the proposed award.

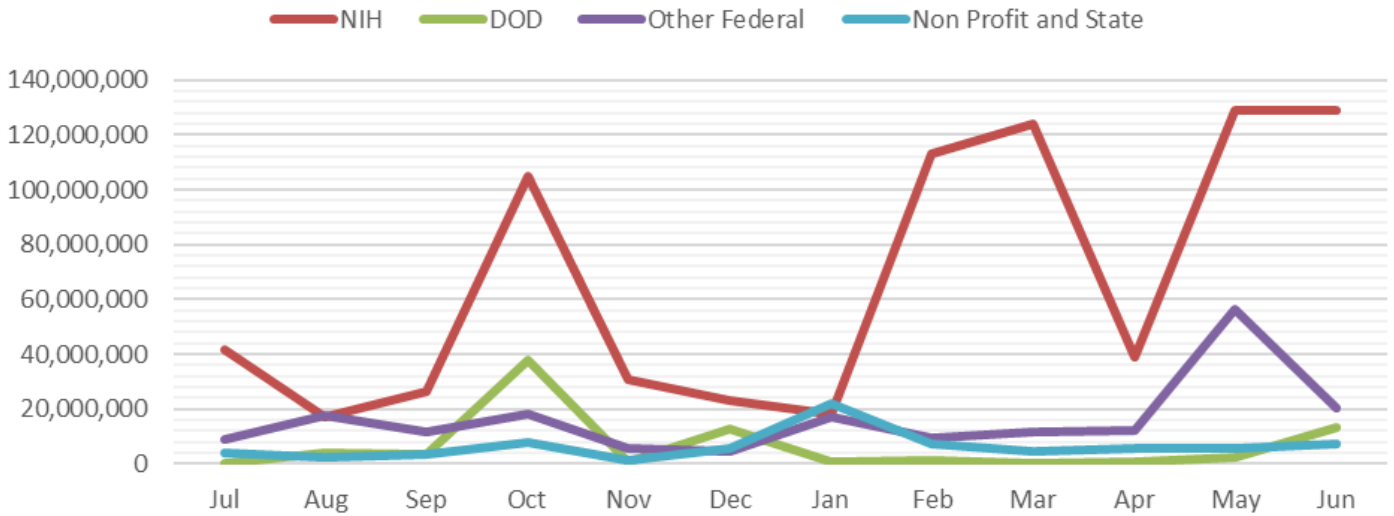
FY 2018 YEAR TO DATE PROPOSAL DISTRIBUTION (\$)



FY 2018 YEAR TO DATE PROPOSAL DISTRIBUTION (#)



Proposals Reviewed by Sponsor - \$



Proposals Reviewed by Sponsor - Count

